

North East Camelot Series Garden Windows – Product Features

Sliding Glass Door Features

OUTSTANDING STRENGTH

Premium, heavy-duty, fully-welded virgin vinyl 0.085" frame and 0.094" sash

EFFORTLESS OPERATION

Heavy-duty adjustable rollers and tempered aluminum sill track for easy glide

SCREEN

Extruded locking screen featuring BetterVue fiberglass screen wire

GLASS

7/8" tempered insulated glass with optional Solarban 60 Low-E Glass

SECURITY

Multipoint lock with exterior key lock as well as thumb turn

COMFORT

Contoured shape comfort handle

VENTILATION

Dual-position venting foot lock



Sliding Glass Door Options

- Blinds between glass
- Solarban Low-E
- 1" internal blind glass with Low-E
- Custom sizing
- Factory mulling
- Stainless coastal hardware package
- Laminated core glass for impact resistance
- Obscure glass for privacy
- Grey "Turtle" glass for reduced light projection

WHEN YOU CHOOSE TO LET THE OUTSIDE IN

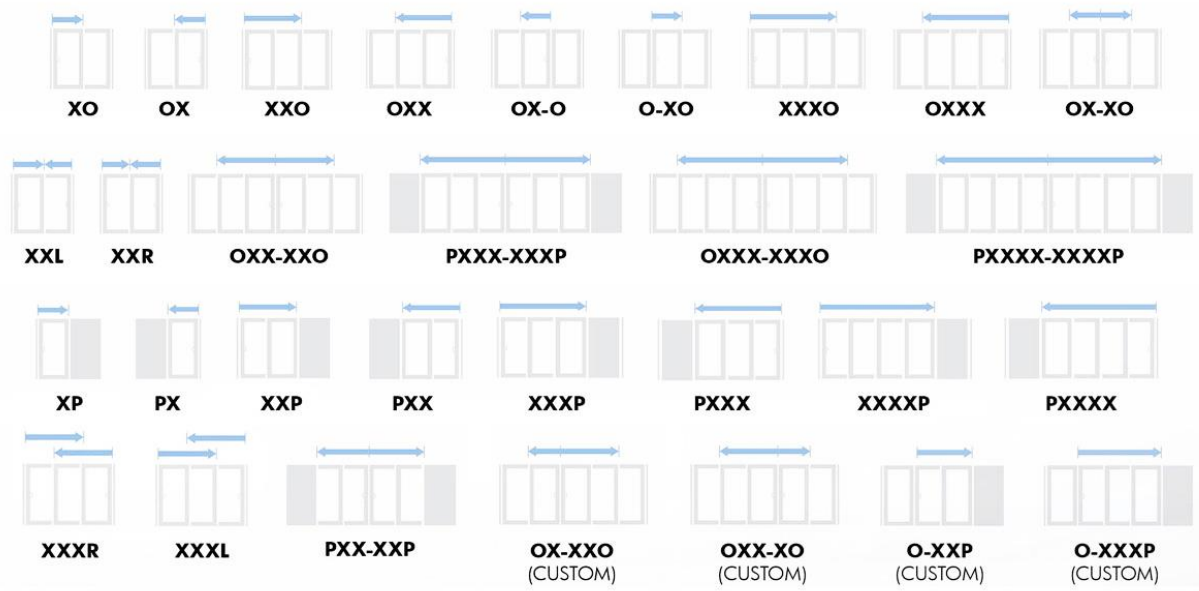
The Camelot series' traditional and multi-panel sliding glass doors stand out among other sliding glass doors in the industry. Choose from several configurations to best suit your home's space and needs.




CAMELOT
STANDARD SLIDING GLASS DOORS



WINFORCE
MULTI-PANEL SLIDING GLASS DOORS



WHITE



ALMOND

STYLE
(DESIGN)


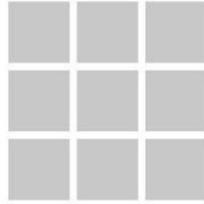


COLONIAL
(EQUAL LITES)

QUEEN ANNE
(PORTRAIT FRAME)

DIAMOND
(OBLIQUE LITES)

TYPE
(MATERIAL)



CONTOUR
(WINDOW COLOR)



FLAT
(WHITE/ALMOND)

