

North East Camelot Series Bay Windows – Product Features

Camelot Series Bay Window

Bay windows combine the functionality of replacement windows with the craftsmanship of a fine piece of furniture. Bay windows are an angular, multi-panel window configuration. They are usually made up of a large center fixed unit and two flanking units projecting out from the home's wall. The three-window unit usually projects at 9, 15, 30, or 45-degree angles to the wall. These windows make any room feel more spacious and add a new focal point. Our bay and bow windows are made with skilled craftsmanship and high-quality materials.



Bay Window Features

CUSTOM OPENING SIZES

Custom sizing with various window combinations are available, including casement, double hung, and picture windows

WOOD OR VINYL

Go for a classic, timeless look with interior wood trim. Available in Red Oak for staining or Birch for painting. Or, stick with the NBP's traditional 100% virgin vinyl options.

DIFFERENT STYLES

15, 30 or 45-degree bay window styles

INSULATED SILL DESIGN

Each seat board is insulated to ensure quality performance and dependable energy savings.

DOUBLE WEATHERSTRIPPING

Provides UV protection while helping resist mold, mildew, and fungus.

OUTSTANDING STRENGTH

Maintenance-free frames, with fusion-welded corners for increased structural integrity, exceed the strength of ordinary designs and are our thickest extrusion.

OPTIONS

STANDARD VINYL COLORS



WHITE



ALMOND

EXTERIOR PAINT OPTIONS



BRONZE



BROWN



CLAY



BRICK RED



GREEN



BLACK



COCOA

*Crusader Elite Series only




BLACK LAMINATE



BLACK LAMINATE (EXTERIOR)
WHITE (INTERIOR)

*Crusader Elite Series only

GRIDS

STYLE (DESIGN)	▶	COLONIAL (EQUAL LITES)	QUEEN ANNE (PORTRAIT FRAME)	DIA (OBLI
TYPE (MATERIAL)	▼			

CONTOUR (WINDOW COLOR)		<input type="radio"/>	<input type="radio"/>
----------------------------------	---	-----------------------	-----------------------

FLAT (WHITE/ALMOND/COCOA)		<input type="radio"/>	<input type="radio"/>
-------------------------------------	---	-----------------------	-----------------------



Additional Options

CABLE SUPPORT SYSTEM

A threaded steel rod and cable support system work behind the scenes to maximize stability and strength throughout the life of your unit.

SILL EXTENSION

Increase sill surface with the extension option, to have your sill cut to a shape with added space and more interior projection off the unit.

HEAD & SEAT BOARD OPTIONS

Choose your head & seat board material from Birch Plywood, Insulated Birch Plywood, or solid vinyl to best suit your project needs and surrounding construction.