

## Climate Solutions 6000 Series Tilt & Turn Windows – Product Features

### 6000 Series Tilt & Turn Windows

It used to be that windows opened on a hinge either horizontally or vertically but now thanks to a combination of high precision engineering and premier technology, we are able to offer both in one window. The Tilt & Turn Window features the highest security and strength available in our manufacturing line, coupled with our trademark aesthetic and design, fully customizable and ready to add class and quality to any home.



**Tilt-in Feature**

Turn the handle upwards, and the upper part of the sash tilts slightly to allow safe and easy ventilation. The opening cannot exceed 4" (130 mm) so there's no danger of intruders or accident risk for children. even the rain can't find its way into your home!



**In-Swing Feature**

Want to ventilate your room thoroughly or open your door as wide as possible to circulate freely indoors and out? Simply turn the handle to the horizontal position, and the sash pivots vertically to offer a larger opening.



**Sealed - Air & Water Tight**

Turn the handle down, and the tilt-and-turn window will be hermetically sealed. No air leakage, no way for burglars to get in. Continuous double weatherstripping with polymer compression seals eliminates air and water infiltration.



**Multi-Point Locking Hardware**

Multi-point locking system around the entire perimeter perfect for sound resistance, optimum security and airtightness



**Spring-loaded Screens**

BetterVue Spring-loaded screens seamlessly incorporated into the window, for sleek architectural styling



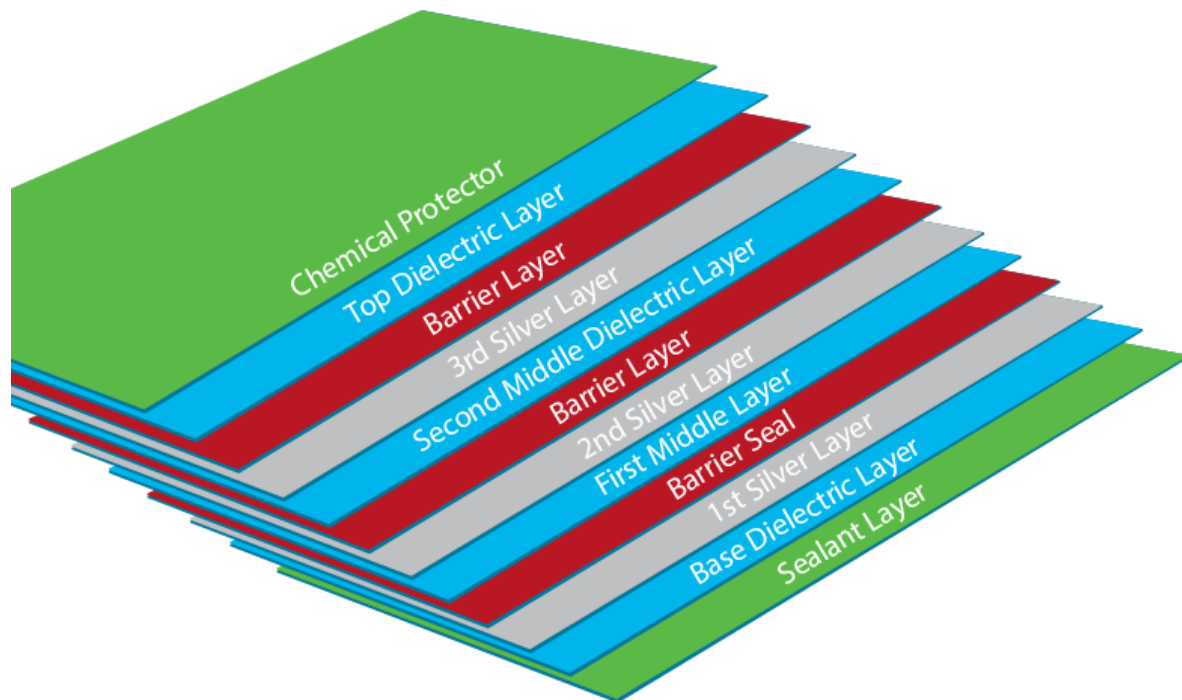
**Steel Reinforcement**

Steel reinforcements in the key parts of the frame and sash make Tilt & Turn Windows the ideal solution for creating large windows that open

## Glass Options

### 12 Layer Coated ClimaPlus3 low-e glass

ClimaPlus 3 is the ultimate performance glass, with energy savings throughout the year, in every part of the country. All with exceptional visibility. It's the perfect glass wherever you live. ClimaPlus 3 is the one low-E product that can qualify in all 4 climate zones: superior insulating value in the north, and clear solar control for everywhere else in the country.



Climate Solutions glass packages deliver the ideal energy balance of solar heat control, high visibility and fade protection. With gas filled chambers and Low-E coatings, our ClimaGlass provides high levels of climate protection year-round with optimal comfort and energy savings. Plus, they reduce your environmental impact by reducing energy consumption.

### Energy efficient High Performance Glass

#### ClimaPlus 2

Go beyond ordinary low-e glass. ClimaPlus 2 coated glass delivers year-round comfort in all types of weather. In summer, it rejects the sun's heat and harmful UV rays. In winter, it reflects heat back into the room.

#### ClimaShield

### Triple pane performance in a double pane window

In addition to providing maximum energy efficiency in a double-pane unit, ClimaShield offers several other customer-pleasing benefits. ClimaShield allows you to get triple-pane performance in a double-pane unit, and meet the latest Energy Star® thermal efficiency guidelines. With a center of glass U-Factor of only 0.20 and SHGC of just 0.25 , an insulating glass unit with ClimaShield meets the most stringent energy standards – without going to a triple-pane unit.

## **ClimaShield 7**

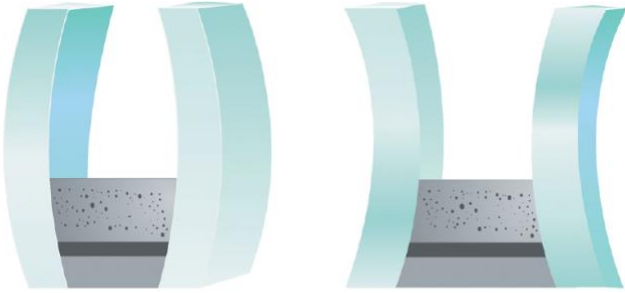
### **High performance bio foam option**



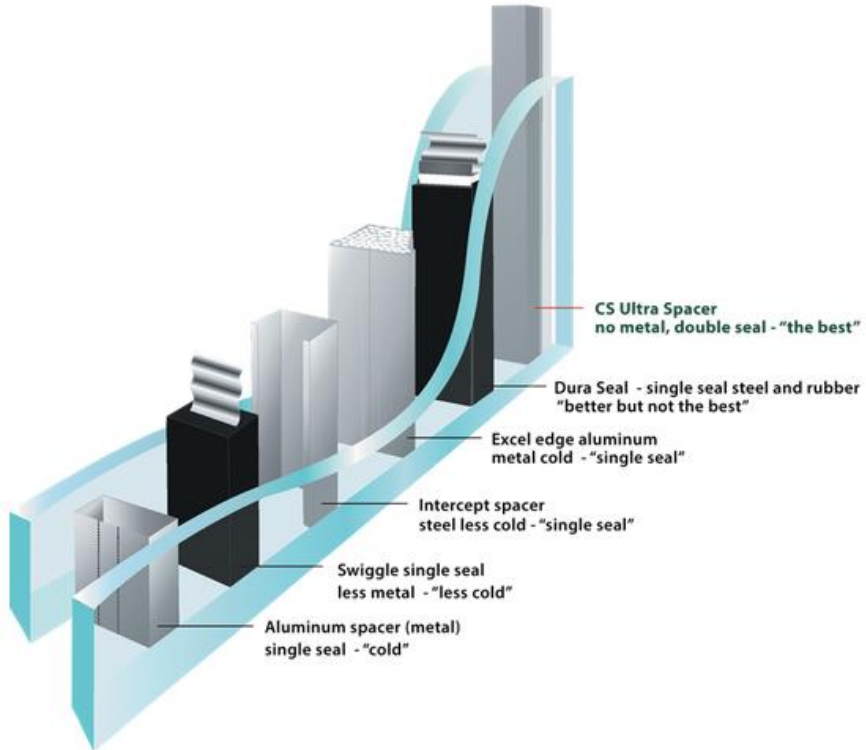
ClimaShield X adds High Performance Bio Foam to our highest performing glass. Environmentally friendly USDA certified soy based bio foam option for increased thermal performance increasing energy efficiency.

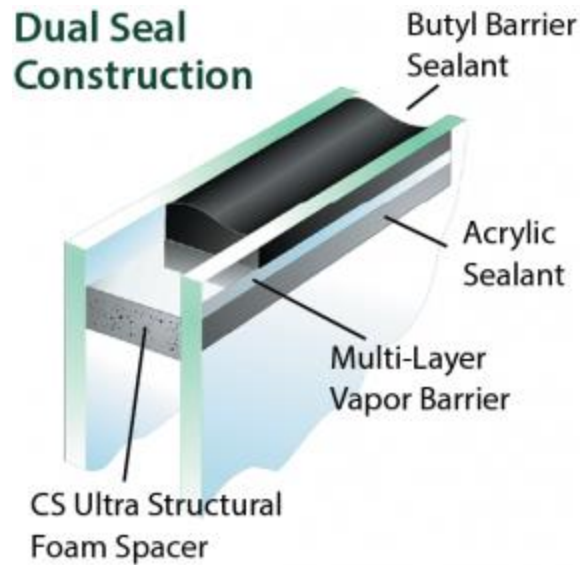
## **CS Ultra Space**

The spacer system you choose is just as important as the window! Windows are composed of two panes of glass separated by a spacer that hold the panes together, creating an insulating air space where a safe gas such as argon or krypton can be added to protect the home from heat loss and outside elements. CS Ultra Spacer™ provides the warmest window edge with maximum durability, seal failure resistance and energy performance. CS Ultra Spacer™ gives you a true dual-seal system that is exclusive, patented and the warm edge will last a lifetime.



CS Ultra spacer expands and contracts insuring a tight seal.





## Dual Seal Construction


CS Ultra Spacer technology is a dual-seal system that is known in the industry to last up to five times longer than single-seal systems. Its structural adhesive plus perimeter edge moisture vapor seal equals the most reliable insulating glass unit on the market today.

## Condensation and Mold Resistant

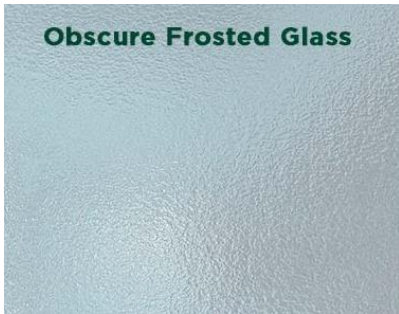
CS Ultra Spacer provides the warmest window edge for maximum condensation resistance, durability and energy performance.

## Noise Reduction

Whether it is cars whizzing by, restless neighbors next door, airplane noise or power tools blasting on a Saturday morning, CS Ultra Spacer technology helps keep it quiet inside. That's because the closed-cell polymer foam in CS Ultra Spacer transmits very little sound compared to conventional metal spacers. Just another reason you'll be more comfortable in your home with CS Ultra Spacer window systems.



**TEMPERED & LAMINATED SAFETY GLASS**



**Low Maintenance ClimaClean Glass**




It's not magic but close to it. Exterior window surfaces require constant maintenance, but not so with ClimaClean glass. ClimaClean uses the power of the sun to biodegrade dirt and organic materials. Water will rinse it away leaving your windows virtually spotless. Your windows will stay cleaner longer and are easier to clean.

### Color Options

#### Interior



#### Exterior

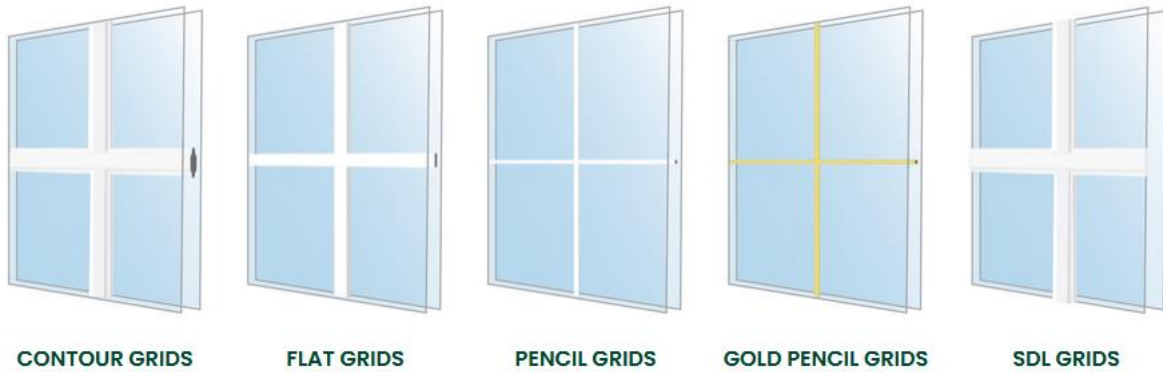


### Specialty Colors



## Grid Options

Decorative grids are available enclosed within the insulated glass unit for zero maintenance and cleaning or Simulated Divided Lite grids (SDL) that appear on the surfaces of the glass. Choose a grid profile to achieve your ideal finished look.



## Hardware Options

